

# Skyfood

## CGHP-24 / CGHP-36

### GAS HOT PLATES



The **Gas Hot Plates** were developed to provide the best cooking experience, combining high standard quality, performance and durability to meet the most demanding user's expectations.

### STANDARD FEATURES

- Available in 24" (610 mm) and 36" (915 mm), width.
- Stainless steel panel sides and back splash.
- 12" x 12" cast iron top grates designed for easy movement of pots across top sections.
- Deflectors to direct waste to crumb/drip pan.
- Large front panel, promoting safety and great functionality.
- Black paint injected aluminum knobs providing for better toughness and durability.
- 1-year parts and labor warranty.
- 4" adjustable chromed carbon steel legs.
- Easily removable stainless steel crumb/drip pan.
- Crumb/drip pan capacity:

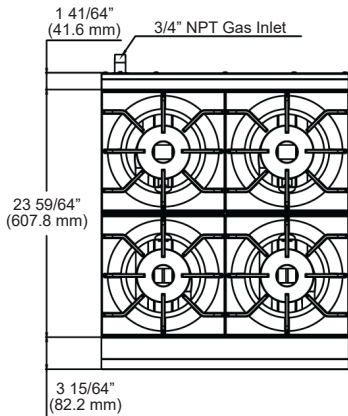


MODELS	CGHP-24	CGHP-36
COLLECTING TRAY CAPACITY	2.20 gal (8.4 L)	3.81 gal (14.4 L)

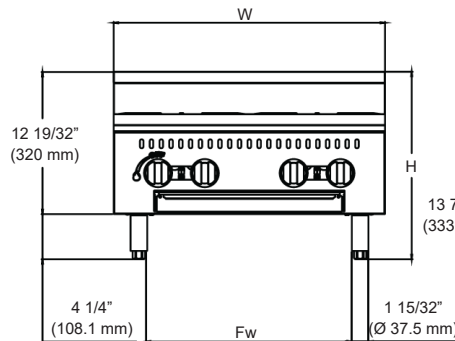
# Skyfood

WARRANTY 1 (one) year parts and labor valid in the Continental United States.

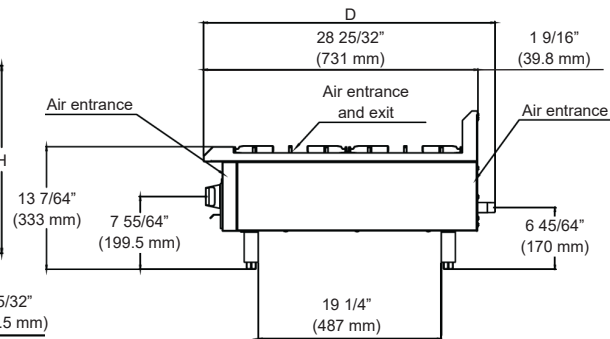
## CGHP-24 / CGHP-36 GAS HOT PLATES



**TOP VIEW**



**FRONT VIEW**



**SIDE VIEW**

### EXTERIOR PRODUCT DIMENSIONS & WEIGHT

MODELS	CGHP-24	CGHP-36
WIDTH (W)	24" (610 mm)	36" (915 mm)
DEPTH (D)	30 33/64" (775 mm)	30 33/64" (775 mm)
HEIGHT (H)	16 27/32" (428 mm)	16 27/32" (428 mm)
FW	18 3/32" (459.5 mm)	31 9/32" (794.5 mm)
WEIGHT	123 lb (56 kg)	176 lb (80 kg)

### SHIPPING CRATE DIMENSIONS & WEIGHT

MODELS	CGHP-24	CGHP-36
WIDTH	27 61/64" (710 mm)	40 5/32" (1,020 mm)
DEPTH	34 1/4" (870 mm)	34 1/4" (870 mm)
HEIGHT	19 19/64" (490 mm)	19 19/64" (490 mm)
WEIGHT	154 lb (70 kg)	218 lb (99 kg)

### UTILITY INFORMATION (GAS SUPPLY)

MODELS	CGHP-24	CGHP-36
BURNERS	4	6
PROPANE - kcal/h	25,200	37,800
PROPANE - BTU/h	100,000	150,000
NATURAL - kcal/h	25,200	37,800
NATURAL - BTU/h	100,000	150,000
MANIFOLD PRESSURE - NATURAL GAS	4" W.C	4" W.C
MANIFOLD PRESSURE - PROPANE GAS	10" W.C	10" W.C

### SPECIFICATIONS

- 25,000 BTU/h burners, providing best performance.
  - Manifold pressure is 4" W.C (Natural Gas) or 10" W.C (Propane Gas).
  - 3/4" NPT rear gas connection and pressure regulator for both natural gas and propane.
  - Check the altitude specifications above 2,000ft.
- \*NOTE:** In line with its policy to continually improve its product, Skyfood reserves the right to change materials and specifications without notice.
- Specify the type of gas when ordering.
  - Check the altitude specifications above 2,000ft.

### INSTALLATION INSTRUCTIONS

A pressure regulator sized for this unit is included. The gas line connecting to the range must be 3/4" or larger. If flexible connectors are used, the inside diameter must be 3/4" or larger. An adequate ventilation system is required for commercial cooking equipment. Information may be obtained by writing to the National Fire Protection Association, 1 Batterymarch Park, Quincy, MA 02269, [www.NFPA.org](http://www.NFPA.org). When writing, refer to NFPA No.96.4.

These units are manufactured for installation in accordance with ANSZ223.1A (latest edition), National Fuel Gas Code. Copies may be obtained from The American Gas Association, 400 N Capitol St. NW, Washington, DC 20001, [www.AGA.org](http://www.AGA.org).

☎ **1-800-503-7534**

✉ **sales@skyfood.us**

🌐 **www.skyfood.us**

**Office:**  
11900 Biscayne Blvd, Suite 616  
North Miami, FL 33181  
Phone: 1-800-503-7534 or 305-868-1603  
Fax: 305-866-2704

**Warehouse:**  
11200 NW 25 Street, Suite 117  
Miami, FL 33172

[/SkyfoodEquipment](https://www.facebook.com/SkyfoodEquipment) [/SkyfoodEquipment](https://www.instagram.com/SkyfoodEquipment) [/SkyfoodEquipment](https://www.youtube.com/SkyfoodEquipment)

SPECIFICATIONS ARE SUBJECT TO CHANGE WITHOUT NOTICE.